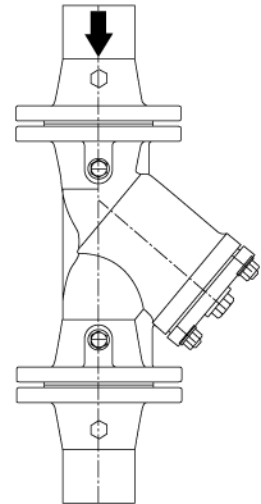
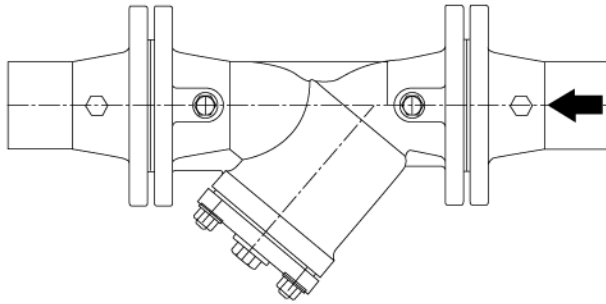


ASSEMBLING

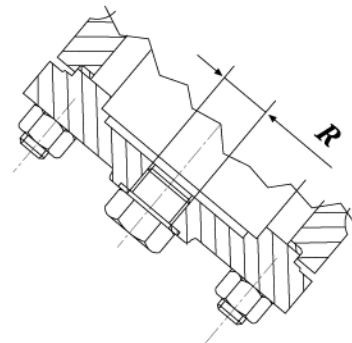
Strainer should be installed in horizontal position, bonnet down. The installation in vertical position is possible when the flow is also from up to down.



DIN EN 1092-2: 1997

Pressure - temperature

250 (EN-GJL-250)				500-7 (EN-GJS-500-7)			
PN 6		PN 16		PN 16		PN 25	
°C	bar	°C	bar	°C	bar	°C	bar
- 10	6	- 10	16	- 10	16	- 10	25
120	6	120	16	120	16	120	25
150	5,4	150	14,4	150	15,2	150	23,8
180	5	180	13,4	200	14,4	200	22,5
200	4,8	200	12,8	250	12,8	250	20,0
230	4,4	230	11,8	300	11,2	300	17,5
250	4,2	250	11,2	350	8,8	350	13,8
300	3,6	300	9,6				



Emptying screw

Face to face length

PN-85/M-74005
(DIN 3202 T1 Reihe F1)

Flanges drilled

ISO 7005-2: 1998
(PN-85/H74306,
DIN 2501)

Flange type

B → PN - EN 1092-2 / DIN - EN 1092-2
C → DIN 2526

ORDERING : When ordering please specify : Fig., PN and DN
These data are for information only. Our marketing department provides you with detailed specification

Distributed by :

